

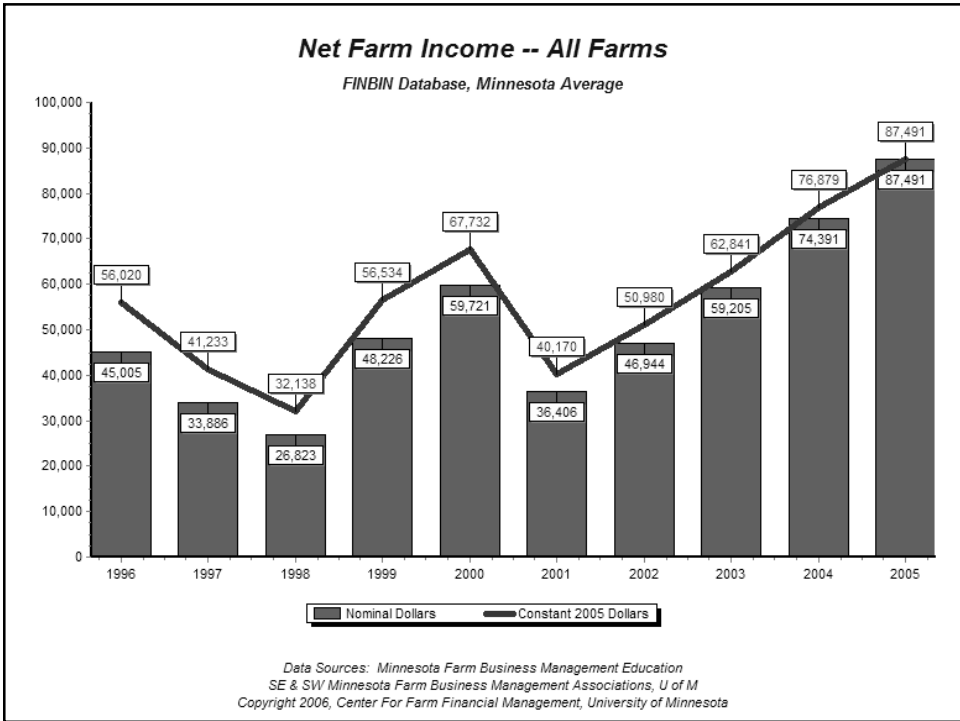
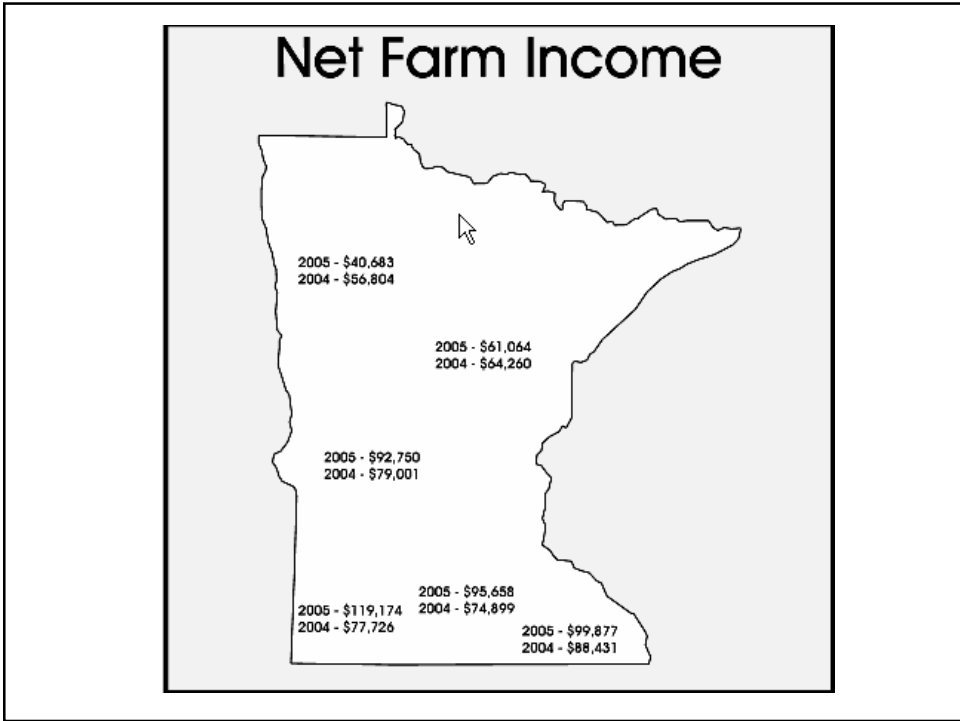
Minnesota Expanded State Report



Minnesota Expanded State Report

- Approximately 80,000 farms
- 23,000 farms with sales of >\$100,000
- Major ag commodities
 - Corn
 - Soybeans
 - Hogs and pigs
 - Milk
 - Cattle and calves






Minnesota Expanded State Report

	1996	2005
Number of crop farms	1090	1014
Crop acres per farm	854	1,124
Corn yield (3 yr avg)	139	164
Number of dairy farms	867	613
Avg number of cows	67	122
Production per cow	17,184	20,279
Number of farrow to finish farms	253	61
Number of contract finishers	49	88
Hogs contract finished per farm	2,152	5,610

Source: FINBIN (www.finbin.umn.edu)



- 61,000 students
- Four major campuses
 - Twin Cities (48,000)
 - Duluth (9,750)
 - Morris (1,600)
 - Crookston (1,500)



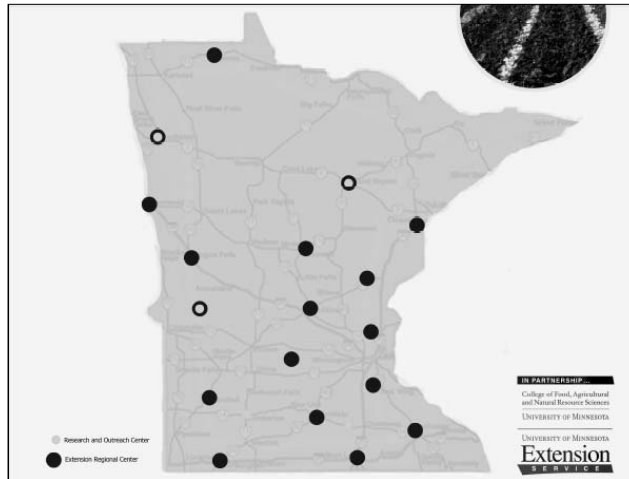
- Recently combined College of Agricultural, Food and Environmental Sciences & College of Natural Resources
- 16 undergraduate majors
- 13 graduate majors
- 1,800 undergrad students
- 760 graduate students



- Department Head – Rob King
- 32 faculty (5.6 FTEs Extension)
- 17 P & A staff (0.49 FTEs Extension)
- Majors
 - Agricultural and Food Business Management
 - Agricultural Industries and Marketing
 - Applied Economics

- **Farm Management and Marketing Faculty**
 - Rob King – management info systems, ag bus mgt
 - Brian Buhr – livestock marketing
 - Vern Eidman – production & agri bus mgt
 - Terry Hurley – crop production technology
 - Bill Lazarus – farm management
 - Don Lui – marketing teaching/research
 - Ward Nefstead – agri business management
 - Kent Olson – production, farm mgt, ag bus mgt
 - Glen Pederson – finance
 - Steve Taff – policy and land economics
 - **Total 2.58 Extension FTEs**

- **Farm Management and Marketing P & A Staff**
 - Bob Craven – CFFM
 - Kevin Klair – CFFM
 - Dale Nordquist – CFFM
 - Rann Loppnow – CFFM
 - Chris Mikesel – CFFM
 - Wynn Richardson – CFFM
 - Ed Usset – CFFM
 - **Total 0.49 Extension FTEs**



- 18 Regional Extension Centers
- 40 Regional Extension Educators
 - 7 Ag Business Management
 - 10 Crops
 - 8 Livestock
 - 6 Horticulture
 - 8 Food Science
 - 1 Manure Management
- 29 Local Extension Educators in Ag



- Major Programs in Farm Management & Marketing
 - Winning the Game
 - Farm Transfer and Estate Planning
 - Marketing clubs
 - Ag Lender Conferences
 - Crop insurance education
 - Government program updates



- 12 staff members
 - 4.5 economists
 - 2.5 programmers
 - 2 web developers
 - 1 software support
 - 2 admin and program support



- Major educational programs
 - FINPACK
 - Winning the Game
 - Commodity marketing education
 - Minnesota Crop Insurance Conference



- Special Projects
 - Digital Center for Risk Management Educ
 - Uniform Farm Management Program
 - Trade Adjustment Assistance
 - Intensive Technical Assistance
 - Financial Management Ed for Underserved Producers
 - Organic Farm Business Management



- **Current Status/Recent Activities**
 - FINPACK – 3,120 licenses (680 extension)
 - FINPACK for Lenders – 480 licenses
 - FINBIN – Includes data from 3,400 producers in 7 states
 - Winning the Game workshops offered in 13 states



- **Current Status/Recent Activities**
 - Development and maintenance of the RME Verification Website to support Regional RME grants
 - TAA technical assistance has been provided to 15,000 producers covering 9 commodities in 26 states (www.taafarmers.org)
 - Intensive TAA teams formed for eligible commodities
 - Financial Management Workshops for minority producers in AR, AL, and NC

- The Future
 - Major revision to FINPACK release in 2007
 - Debut Winning the Game 4: Launch and Land Your Post-Harvest Marketing Plan
 - Winning the Game Marathon
 - Add data from South Carolina, Georgia, and possibly Oregon and Idaho to FINBIN
 - Add ability to upload documents to the Risk Management Education Library